



TCET/FRM/IP-02/38

REVISION: A

**Summary of the Student Satisfaction Survey**

Academic Year: 2019 - 20

Sem: EVEN

Date: 08/01/2020

S. No	Department	Very Dissatisfied	Dissatisfied	Neither	Satisfied	Very Satisfied
1	Electronics & Telecommunication	78	363	1387	2948	2049
2	Electronic Engineering	44	105	543	1358	848
3	Computer Engineering	87	302	1347	3507	2947
4	Information Technology	85	204	907	3343	2391
5	Mechanical Engineering	35	121	486	932	547
6	Civil Engineering	71	216	628	1464	1632
7	Engineering Sciences & Humanities	248	572	1881	3666	2264
<b>Total</b>		<b>648</b>	<b>1883</b>	<b>7179</b>	<b>17218</b>	<b>12678</b>
<b>%</b>		<b>1.64</b>	<b>4.75</b>	<b>18.13</b>	<b>43.47</b>	<b>32.01</b>

**Feedback Summary:**

Departments	E & TC	ELEX	COMP	IT	MECH	CIVIL	ES & H	TOTAL
Total No.of Students Enrolled	441	230	453	473	459	429	709	3194
Total No.of Response Recorded	325	138	390	330	101	191	411	1886
% of Response recorded	73.7 %	60 %	86.09 %	69.77 %	22 %	44.52 %	57.97 %	59.05 %

**Remark:**


---




---

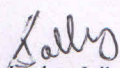


---


Prepared By

  
 Mr. Arul Shalom A  
 ERP Co-Ordinator


Reviewed By

  
 Dr. Lochan Jolly  
 Dean SSW

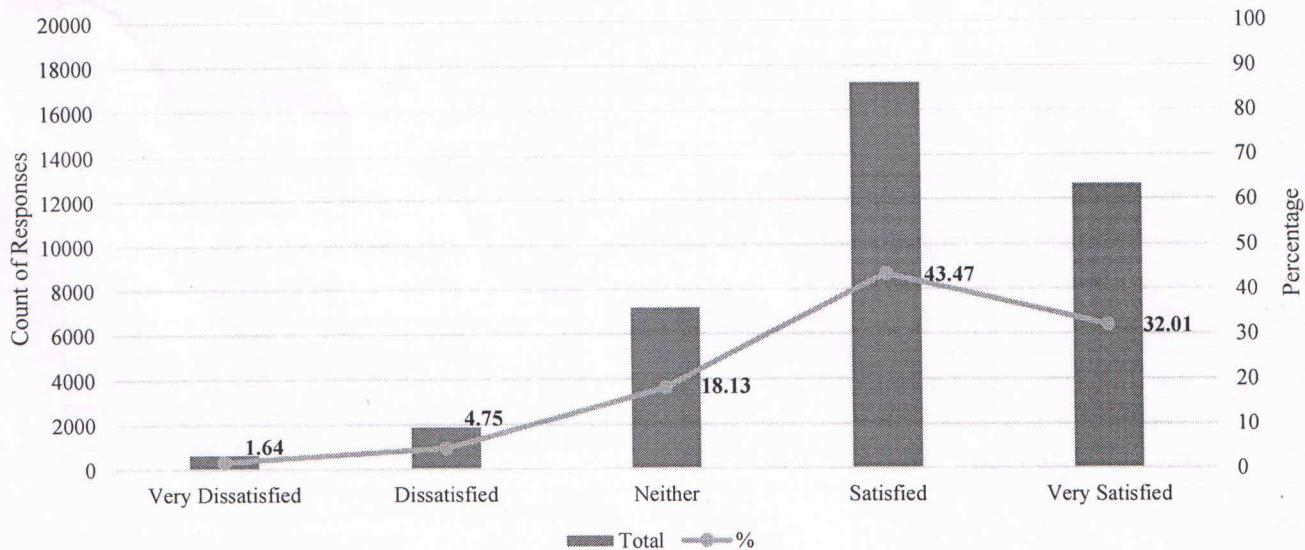
Recommended By

  
 Dr. Deven Shah  
 Vice-Principal


Approved By

  
 Dr. B.K. Mishra  
 Principal


# Student Satisfaction Survey on Teaching Learning Process




Prepared By

  
Mr. Arul Shalom A  
ERP Co-Ordinator


Reviewed By

  
Dr. Lochan Jolly  
Dean SSW

Recommended By

  
Dr. Devan Shah  
Vice-Principal

Approved By

  
Dr. B.K. Mishra  
Principal